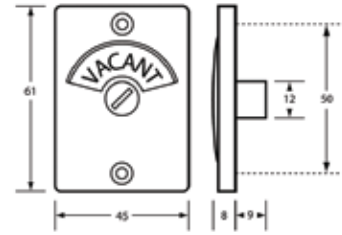
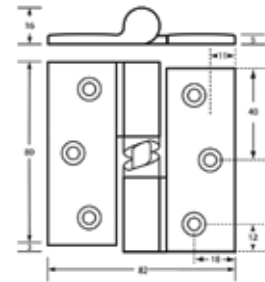


FLUSH DOOR HARDWARE – SERIES 100

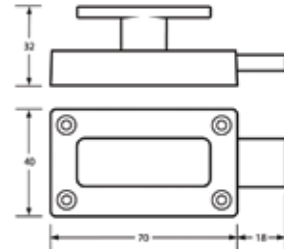
INDICATOR FACEPLATE



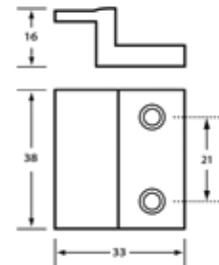
GRAVITY HINGE
HOLD OPEN
OR HOLD CLOSED



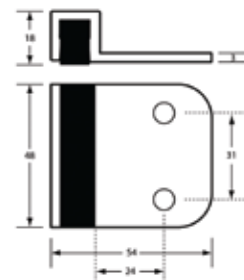
TURNBOLT



STAPLE



BUMPER



COMBINED COAT
HOOK & DOOR STOP

