
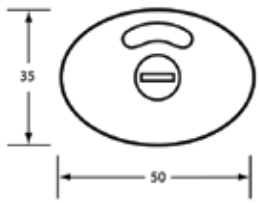

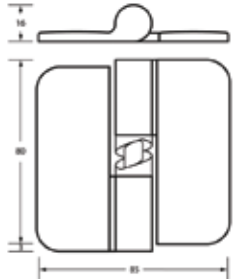

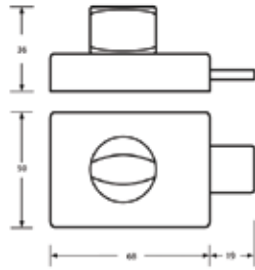

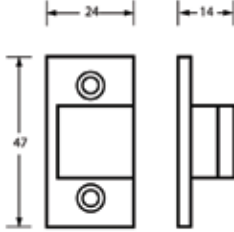
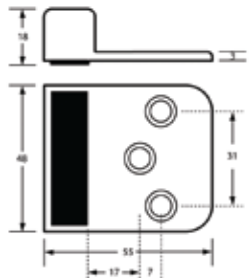


FLUSH DOOR HARDWARE (CONCEALED) – OVAL INDICATOR

<p>INDICATOR FACEPLATE</p>		
<p>GRAVITY HINGE HOLD OPEN OR HOLD CLOSED</p>		
<p>TURNBOLT</p>		
<p>STAPLE</p>		
<p>BUMPER</p>		
<p>COMBINED COAT HOOK & DOOR STOP</p>	